

LB seminar

Parallel Sessions 1 – Project Development
Working with indicators in practice

Roos Galjaard
DC NOISE projectmanager



DC NOISE

Demographic change: New Opportunities in Shrinking Europe

It's your future!



DC NOISE:

Demographic Change: New Opportunities In Shrinking Europe

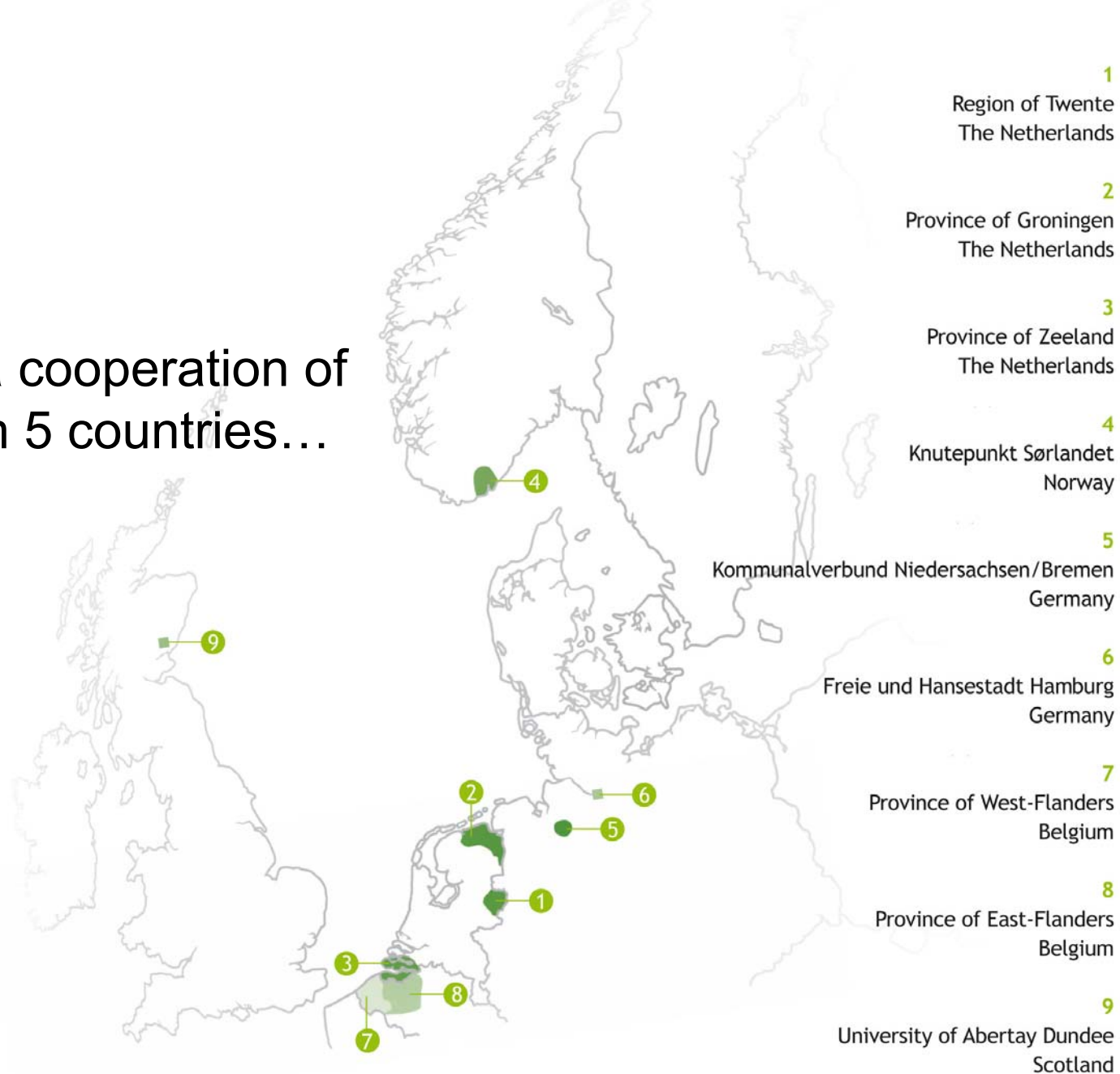
DC NOISE is an Interreg IVB North Sea Region project
Lead beneficiary is the Region of Twente, NL

DC NOISE started in June 2008 and finalises in Dec. 2011
Total budget : more than 6 million Euro






DC NOISE is a cooperation of
9 partners from 5 countries...




... all dealing with demographic change

- Population decline
 - Ageing
 - Changing households
- 
- Diminishing number of young people
 - Decreasing labour force
 - Changing ethnic composition of population



....and sharing the same challenges



DC NOISE objectives

- 1: To raise awareness amongst both private and public actors and involve these actors in the process.
- 2: To develop a better understanding of and find solutions for the consequences of demographic change in three themes:
 - labour market
 - services provision
 - innovative housing



DC NOISE objectives

- 3: To implement strategies, demonstration projects (26!), transnational pilots and concrete actions to deal with these consequences of demographic change.
- 4: To communicate the outcomes and best practices of the DC NOISE project in such a way that also other regions in the NSR will be aware of the urgency and the consequences of demographic change in their policies and actions.



A lot of results already...

**transnational
housing-atlas**

Home

[HOME](#) [LINKS](#) [DOWNLOADS](#) [CONTACT US](#) [IMPRINT](#) [LOGIN](#)



Transnational Housing Atlas

Part of the INTERREG IVb Project DC NOISE
Demographic Change: New Opportunities in Shrinking Europe

Demographic development changes many regions in Northern Europe. More people are moving to urban areas. The number of young people is diminishing in many communities and living becomes more diverse and more individualistic.

These developments require new ideas for the quality of future living in rural areas.

attractiveness and

Spatial variation of demographic change in Hamburg



mentorordning
i Vennesla kommune

The Path Ahead!

Breaking down reflexes to respond to demographic changes in Zeeland



Bevolkingskrimp
slaat ook in
Twente toe



How to monitor the activities, output and results?

- Conferences, partner meetings, projectteam meetings, e-mails, telephone calls, websites....etc.
- Reports and enclosures
- Indicators! → Today!



Indicators – why work with those?

From a programme and LB point of view:


- Monitor and check the project (delivered in accordance with the application form?)
- Quantitative outputs/results of activities
- Focus (Interreg programme)
- Explanations of disparities

Also for the project partners it can be helpful...but often is not easy...



Indicators – rather detailed?

different social groups (18-24, male, unemployed, transnational, or staff)		number male 18-24			
		number female 18 – 24			
	training of youngsters in ICT application for the care sector	number unemployed 18 -24	0	75	records, activity reports
	dual recruitment, EU labour market, training of care workers	number male 25 – 54	0	95	records, activity reports
	dual recruitment, EU labour market, training of care workers	number female 25 – 54	0	95	records, activity reports
	training of volunteers, job-seekers found work	number unemployed 25 - 54	0	80	records, activity reports
	transnational pilot EU labour market	number male 55 +	0	5	strategic paper, activity report
	transnational pilot EU labour market	number female 55+	0	5	strategic paper, activity report
	training of elderly by youngsters	number unemployed 55+	0	250	activity reports
provide or implement re-	investing in new forms of health care and innovative housing, new financial arrangements in in-	number	0	4	activity reports



Indicators – dealing with implications

- Indicators are delivered before the start of the project
- Changes during the implementation of the project
- Differences between output, results and impact
- Differences between transnational and regional
- Not delivered results
- Extra results
- Other results
- Accumulative reporting!



Indicators – DC NOISE tips & tricks

- Ask partners to fill in the indicators, first as a concept.
 - Matches the original? If not: includes explanations?
 - Fits the report period?
 - Ask questions and make notes... A year later you face these numbers again...
- Compare with activity and finance reports.
- Ask partners to complete, including additional indicators (with explanation).
- Additional indicators? Discuss with the Secretariat.



**I wish you all good luck with your projects
and the indicators!**



contact:

galjaard@pau.nl

www.dcnoise.eu

